

**MONTHLY REPORT OF DISBURSEMENTS**  
For the Month of November 1-30, 2021 - REVISED

Department DEPARTMENT OF TRADE AND INDUSTRY (DTI)  
Agency TECHNICAL EDUCATION AND SKILLS DEVELOPMENT AUTHORITY (TESDA)  
Operating Unit CENTRAL OFFICE  
Organization Code 22-009-0100000  
Funding Source 01 - Regular Agency Fund

PARTICULARS	CURRENT YEAR BUDGET				PRIOR YEAR'S BUDGET				SUB-TOTAL	GRAND TOTAL				
	PS	MOOE	CO	TOTAL	PRIOR YEAR'S ACCOUNTS PAYABLE			TOTAL		PS	MOOE	CO	TOTAL	
					PS	MOOE	CO							Sub-Total
Notice of Cash Allocation														
MDS Checks Issued	23,479,270.05	50,209,555.96	-	73,688,826.01	-	41,380,979.20	-	41,380,979.20	41,380,979.20	115,069,805.21	23,479,270.05	91,590,535.16	-	115,069,805.21
LDDAP-ADA	8,390,418.31	106,776,711.21	46,935.71	115,214,065.23	-	57,440,780.27	46,935.71	-	57,487,715.98	172,701,781.21	8,390,418.31	164,217,491.48	93,871.42	172,701,781.21
Tax Remittance Advice	2,254,971.41	1,683,255.00	2,357.15	3,940,583.56		14,735,023.82	6,258.10	14,741,281.92	14,741,281.92	18,681,865.48	2,254,971.41	16,418,278.82	8,615.25	18,681,865.48
<b>Total</b>	<b>34,124,659.77</b>	<b>158,669,522.17</b>	<b>49,292.86</b>	<b>192,843,474.80</b>	<b>-</b>	<b>113,556,783.29</b>	<b>53,193.81</b>	<b>56,122,261.12</b>	<b>113,609,977.10</b>	<b>306,453,451.90</b>	<b>34,124,659.77</b>	<b>272,226,305.46</b>	<b>102,486.67</b>	<b>306,453,451.90</b>


SUMMARY:

	Prev. Report	This Month	As of Date
Total Disbursements Authorities Received	8,942,526,954.15	546,359,131.48	9,488,886,085.63
Notice of Cash Allocation (NCA)	8,905,259,585.40	527,677,266.00	9,432,936,851.40
Tax Remittance Advice (TRA)	37,267,368.75	18,681,865.48	55,949,234.23
Less: Notice of Transfer Allocation (NTA) Issued	7,915,668,855.83	344,436,997.00	8,260,105,852.83
Total Disbursements Authorities Available	1,026,858,098.32	201,922,134.48	1,228,780,232.80
Less:			
Lapsed NCA	4,892.61	-	4,892.61
Disbursements	894,682,383.85	306,453,451.90	1,201,135,835.75
Total	894,687,276.46	306,453,451.90	1,201,140,728.36
Balance of Disbursements Authorities as of to Date	132,170,821.86	(104,531,317.42)	27,639,504.44


Total Disbursements Program  
Less: Actual Disbursements  
(Over)/Under Spending

Prev. Report	This Month	As of Date
1,026,858,098.32	201,922,134.48	1,228,780,232.80
894,682,383.85	306,453,451.90	1,201,135,835.75
<b>132,175,714.47</b>	<b>(104,531,317.42)</b>	<b>27,644,397.05</b>

Certified Correct:

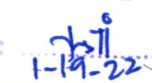
  
GABRIEL M. SAUGON  
OIC, Accounting Division-FMS  
Date: \_\_\_\_\_

Approved by:

  
MA. MAGDALENA P. BUTAD  
Director IV-FMS-OB  
Date: \_\_\_\_\_

**OFFICE OF THE AUDITOR**

**TESDA**

RECEIVED BY:   
DATE: 1-19-22  
TIME: 10:59

MONTHLY REPORT OF DISBURSEMENTS  
For the month of November 2021 - REVISED

Department: Department of Trade and Industry (DTI)  
Agency: Technical Education and Skills Development Authority  
Operating Unit: Central Office  
Organization Code: 22 009 0100000  
Fund Cluster: 01 Regular Agency Fund

Particulars	Current Year Budget					Prior Year's Budget					Current Year's Accounts					SUB-TOTAL	Trust Liabilities				Grand Total					Remarks			
	PS	MOOE	FinEx	CO	TOTAL	Prior Year's Accounts Payable				Sub-Total	PS	MO	FinEx	CO	Sub-		PS	MOOE	FinEx	CO	TOTAL	PS	MOOE	FinEx	CO		TOTAL		
						PS	MOOE	FinEx	CO																			15=(12+13+1)	17=(11+16)
CASH DISBURSEMENTS	31,869,888.36	156,986,267.17	-	46,935.71	188,902,891.24	-	98,821,759.47	-	46,935.71	98,868,695.18	-	-	-	-	-	98,868,695.18	287,771,586.42	-	-	-	-	-	-	-	31,869,888.36	255,808,026.64	-	93,871.42	287,771,586.42
Notice of Cash Allocation (NCA)	31,869,888.36	156,986,267.17	-	46,935.71	188,902,891.24	-	98,821,759.47	-	46,935.71	98,868,695.18	-	-	-	-	-	98,868,695.18	287,771,586.42	-	-	-	-	-	-	31,869,888.36	255,808,026.64	-	93,871.42	287,771,586.42	
MDS Checks Issued	23,479,270.05	50,209,855.96	-	-	73,688,826.01	-	41,380,979.20	-	-	41,380,979.20	-	-	-	-	-	41,380,979.20	115,069,805.21	-	-	-	-	-	-	23,479,270.05	91,590,535.16	-	-	115,069,805.21	
Advice to Debit Account	8,390,418.31	106,776,711.21	-	46,935.71	115,214,065.23	-	57,440,780.27	-	46,935.71	57,487,715.98	-	-	-	-	-	57,487,715.98	172,701,781.21	-	-	-	-	-	-	8,390,418.31	164,217,491.48	-	93,871.42	172,701,781.21	
TOTAL CASH DISBURSEMENTS	31,869,888.36	156,986,267.17	-	46,935.71	188,902,891.24	-	98,821,759.47	-	46,935.71	98,868,695.18	-	-	-	-	-	98,868,695.18	287,771,586.42	-	-	-	-	-	-	31,869,888.36	255,808,026.64	-	93,871.42	287,771,586.42	
NON-CASH DISBURSEMENTS	2,254,971.41	1,883,255.00	-	2,357.15	3,940,583.56	-	14,735,023.82	-	6,258.10	14,741,281.92	-	-	-	-	-	14,741,281.92	18,681,865.48	-	-	-	-	-	-	2,254,971.41	16,418,278.32	-	8,615.25	18,681,865.48	
Tax Remittance Advices Issued (TRA)	2,254,971.41	1,883,255.00	-	2,357.15	3,940,583.56	-	14,735,023.82	-	6,258.10	14,741,281.92	-	-	-	-	-	14,741,281.92	18,681,865.48	-	-	-	-	-	-	2,254,971.41	16,418,278.32	-	8,615.25	18,681,865.48	
TOTAL NON-CASH DISBURSEMENTS	2,254,971.41	1,883,255.00	-	2,357.15	3,940,583.56	-	14,735,023.82	-	6,258.10	14,735,023.82	-	-	-	-	-	14,735,023.82	18,675,607.38	-	-	-	-	-	-	2,254,971.41	16,418,278.32	-	2,357.15	18,675,607.38	
GRAND TOTAL	34,124,859.77	158,869,522.17	-	49,292.86	192,843,474.80	-	113,556,783.29	-	53,193.81	113,609,977.10	-	-	-	-	-	113,609,977.10	306,453,451.90	-	-	-	-	-	-	34,124,859.77	272,226,305.46	-	102,486.67	306,453,451.90	

SUMMARY	Particulars (1)	Previous Report (2)	This Month (3)	As at Date (4)
Total Disbursement Authorities Received		8,942,526,954.15	546,359,131.48	9,488,886,085.63
NCA		8,935,259,585.40	527,677,286.00	9,462,936,871.40
NTA		-	-	-
Working Fund		-	-	-
TRA		37,267,368.75	18,681,865.48	55,949,234.23
CDC		-	-	-
NCAA		-	-	-
Less: Notice of Transfer of Allocations (NTA)* Issued		7,915,868,855.83	344,436,997.00	8,260,305,852.83
Total Disbursement Authorities Available		1,026,658,098.32	201,922,134.48	1,228,580,232.80
Less:		-	-	-
Lapsed NCA Disbursements		4,892.61	-	4,892.61
Less: Other Non-Cash Disbursements		894,682,383.85	306,453,451.90	1,201,135,835.75
Disbursements effected through outright deductions from claims		-	-	-
Overpayment of expenses (e.g. personnel benefits)		-	-	-
Restitution for loss of government property		-	-	-
Liquidated damages and similar claims		-	-	-
Others (e.g. TEF, BTr, Docs Stamp, etc.)		-	-	-
Add/Less: Adjustments (e.g. cancelled/staled checks)		-	-	-
Balance of Disbursement Authorities as at date		132,170,821.66	104,531,317.42	27,839,504.44
Total Disbursements Program		1,026,658,098.32	201,922,134.48	1,228,580,232.80
Less: *Actual Disbursements		894,682,383.85	306,453,451.90	1,201,135,835.75
(Over)/Under spending		132,175,714.47	104,531,317.42	27,844,397.05

Notes: \* The use of NTA is discouraged  
Notes: \*\* Amounts should tally with the grand total disbursement

Certified Correct:

MARIBEL M. SAUGON

Date

Approved By:

DIR. MA. MAGDALENA P. BUTAD

Date

